

TEST REPORT



REPORT NO.:CTNT2501130132401R

Product name: shower faucet

Model No.: hs-2021B1

Applicant: wenzhouenciweiyuyouxiangongsi

Test procedure: Entrustment Test

Shenzhen CTNT Testing Technology Co., Ltd.



This report may not be reproduced in part without permission to avoid ambiguous interpretation.

This report can be checked and verified in the following ways.

Tel: 0755-28680489

E-mail: admin@ctnt-cert.com

Web: www.ctnt-cert.com

TEST REPORT**Appendix S to Subpart B of Part 430—Uniform Test Method for Measuring the Water Consumption of Faucets and shower faucets**

Report Number. : CTNT2501130132401R

Date of issue : Jan.17, 2025

Shenzhen CTNT Testing Technology Co., Ltd.
 Room 1A106, 1/F., No.109, Lijia Road, Henggang, Henggang
 Street, Longgang District, Shenzhen, Guangdong, China
Name of Testing Laboratory
preparing the Report..... : Tel: 086-755-28680489
 E-mail: admin@cnt-cert.com
 Web: www.cnt-cert.com

Applicant's name : wenzhouenciweiyuyouxiangongsi

Address : hai cheng jie dao hai gong da dao 639 hao di 2 dong 4 lou
 wen zhou shi jing ji ji shu kai fa qu zhe jiang sheng 325000 CN

Test specification:

Standard : 10 CFR 430, Appendix S of Subpart B.
 10 CFR 430.32

Test procedure..... : 10 CFR 430, Appendix S of Subpart B.

Non-standard test method : N/A

Test Report Form No..... : DOE- SLT-TRF

Test Report Form(s) Originator.... : 1.0

Master TRF : CTNT

General disclaimer:

The test results presented in this report relate only to the object tested.

This report shall not be reproduced, except in full, without the written approval of the Issuing CTNT Testing Laboratory. The authenticity of this Test Report and its contents can be verified by contacting the CTNT, responsible for this Test Report.

Test item description : shower faucet

Model/Type reference : hs-2021B1, hs-2021BN, hs2021C, hs-2021LSJ, hs-2021ORB,
 hs-2018c

Trade Mark..... : Heable

Manufacturer : Heable




This report may not be reproduced in part without permission to avoid ambiguous interpretation.

This report can be checked and verified in the following ways.

Tel: 0755-28680489

E-mail: admin@cnt-cert.com

Web: www.cnt-cert.com

Responsible Testing Laboratory (as applicable), testing procedure and testing location(s):		
Laboratory Name	Shenzhen CTNT Testing Technology Co., Ltd.	
Testing location/ address.....:	Room 1A106, 1/F., No.109, Lijia Road, Henggang, Henggang Street, Longgang District, Shenzhen, Guangdong, China	
Tested by(Test Engineer).....:	George Tian	
Reviewed By(Supervisor).....:	Oliver Long	
Approved by(Chief Engineer).....:	Flight Lee	
Summary of testing:		
Tests performed (name of test and test clause): <p>Determination of the result includes consideration of measurement uncertainty from the test equipment and methods.</p> <p>A representative sample of the product covered by this report has been tested and shower faucet complies with the requirements of 10 CFR 430.32</p>	Testing location: <p>Shenzhen CTNT Testing Technology Co., Ltd. Room 1A106, 1/F., No.109, Lijia Road, Henggang, Henggang Street, Longgang District, Shenzhen, Guangdong, China Tel: 086-755-28680489 E-mail: admin@ctnt-cert.com Web: www.ctnt-cert.com</p>	
General conditions for measurements:		
<p>1. General Test Set-up Conditions</p> <p>1.1 Flow rate test Procedure(According to the standard ASME A112.18.1-2012 / CSA B125.1-2012)</p> <p>1.1.1) Fittings shall be tested at the maximum flow setting, if adjustable, with both hot and cold water valves fully open on combination fittings.</p> <p>The flow rate test shall be conducted with water between 5 and 71 °C(40 and 160F) in accordance with the intended end use of the fitting and under the following conditions:</p> <p>(a) for minimum flow: at 140 + 7kPa (20 + 1nsi) at the inlet when water is flowing: and</p> <p>(b) for maximum flow for faucets: at 410 ± 7kPa (60 ± 1 psi) at the inlet when water is flowing.</p> <p>1.1.2) Flow rate tests for shower heads, body sprays, and hand showers shall be conducted with water at 38±6°C (100±10F) and the flow maintained for at least 1 min. The flow rate test for</p> <p>(a) maximum flow for shower heads shall be conducted at 550 ± 14kPa (80 ± 2psi);</p> <p>(b) minimum flow for shower heads and hand showers shall be conducted at 31 0 ± 1 4kPa (45 ± 2 psi).</p> <p>If the shower head or hand-held shower has more than one mode, the minimum flow rate shall be determined at a flowing pressure of 310 ± 7kPa (45 ± 1 psi) in all modes. Pause or trickle modes designed to flow at less than 1.9 L/min (0.5gpm) at 550kPa (80 psi) shall be excluded from the minimum flow requirements; and</p> <p>Note: The intent of item (b) is to aid in the selection of an appropriate automatic compensating valve.</p> <p>(c) high-efficiency shower heads and hand-held showers shall be conducted in accordance with Clause</p>		