

## TEST REPORT



REPORT NO.: CTNT230814018R

Product name: Filtered shower head

Model No.: shower head

Applicant: Shenzhenshitengpaiyougoukejiyouxiangongsi

Test procedure: Entrustment Inspection

Shenzhen Zhongwei Testing Technology Co., Ltd.



This report may not be reproduced in part without permission to avoid ambiguous interpretation.

This report can be checked and verified in the following ways.

Tel: 0755-28680489

E-mail: admin@ctnt-cert.com

Web: www.ctnt-cert.com

<b>TEST REPORT</b> <b>Appendix S to Subpart B of Part 430—Uniform Test Method for Measuring the Water Consumption of Faucets and Showerheads</b>	
<b>Report Number.</b> .....	CTNT230814018R
<b>Date of issue</b> .....	Oct.13,2023
<b>Name of Testing Laboratory preparing the Report</b> .....	Shenzhen Zhongwei Testing Technology Co., Ltd. Room 1A106, 1/F., No.109, Lijia Road, Henggang, Henggang Street, Longgang District, Shenzhen, Guangdong, China Tel: 086-755-28680489 E-mail: admin@cnt-cert.com Web: www.cnt-cert.com
<b>Applicant's name</b> .....	Shenzhenshitengpaiyougoukejiyouxiangongsi
<b>Address</b> .....	shen zhen shi long gang qu ban tian jie dao ban tian she qu lan hai zhong chuang chan ye yuan san ceng -301
<b>Test specification:</b>	
<b>Standard</b> .....	10 CFR 430, Appendix S of Subpart B. 10 CFR 430.32
<b>Test procedure</b> .....	10 CFR 430, Appendix S of Subpart B.
<b>Non-standard test method</b> .....	N/A
<b>Test Report Form No.</b> .....	DOE- SLT-TRF
<b>Test Report Form(s) Originator</b> ....	1.0
<b>Master TRF</b> .....	CTNT
<b>General disclaimer:</b>  The test results presented in this report relate only to the object tested. This report shall not be reproduced, except in full, without the written approval of the Issuing CTNT Testing Laboratory. The authenticity of this Test Report and its contents can be verified by contacting the CTNT, responsible for this Test Report.	
<b>Test item description</b> .....	Filtered shower head
<b>Model/Type reference</b> .....	shower head
<b>Trade Mark</b> .....	N/A
<b>Manufacturer</b> .....	Shenzhenshitengpaiyougoukejiyouxiangongsi
<b>Responsible Testing Laboratory (as applicable), testing procedure and testing location(s):</b>	




This report may not be reproduced in part without permission to avoid ambiguous interpretation.

This report can be checked and verified in the following ways.

Tel: 0755-28680489

E-mail: admin@cnt-cert.com

Web: www.cnt-cert.com

<b>Laboratory Name</b>	Shenzhen Zhongwei Testing Technology Co., Ltd.	
<b>Testing location/ address</b> .....:	Room 1A106, 1/F., No.109, Lijia Road, Henggang, Henggang Street, Longgang District, Shenzhen, Guangdong, China	
<b>Tested by(Test Engineer)</b> .....	Steve Zhou	
<b>Reviewed By(Supervisor)</b> .....:	Airan Lu	
<b>Approved by(Chief Engineer)</b> .....	Flight Lee	
<b>Summary of testing:</b>		
<b>Tests performed (name of test and test clause):</b> Determination of the result includes consideration of measurement uncertainty from the test equipment and methods. A representative sample of the product covered by this report has been tested and Faucet complies with the requirements of 10 CFR 430.32	<b>Testing location:</b> Shenzhen Zhongwei Testing Technology Co., Ltd. Room 1A106, 1/F., No.109, Lijia Road, Henggang, Henggang Street, Longgang District, Shenzhen, Guangdong, China Tel: 086-755-28680489 E-mail: admin@ctnt-cert.com Web: www.ctnt-cert.com	
<b>General conditions for measurements:</b>		
<b>1. General Test Set-up Conditions</b> <b>1.1 Flow rate test Procedure(According to the standard ASME A112.18.1-2012 / CSA B125.1-2012)</b> 1.1.1) Fittings shall be tested at the maximum flow setting, if adjustable, with both hot and cold water valves fully open on combination fittings. The flow rate test shall be conducted with water between 5 and 71 °C (40 and 160F) in accordance with the intended end use of the fitting and under the following conditions: (a) for minimum flow: at 140 + 7kPa (20 + 1nsi) at the inlet when water is flowing; and (b) for maximum flow for faucets: at 410 ± 7kPa (60 ± 1 psi) at the inlet when water is flowing. 1.1.2) Flow rate tests for shower heads, body sprays, and hand showers shall be conducted with water at 38 ± 6 °C (100 ± 10F) and the flow maintained for at least 1 min. The flow rate test for (a) maximum flow for shower heads shall be conducted at 550 ± 14kPa (80 ± 2psi); (b) minimum flow for shower heads and hand showers shall be conducted at 310 ± 14kPa (45 ± 2 psi). If the shower head or hand-held shower has more than one mode, the minimum flow rate shall be determined at a flowing pressure of 310 ± 7kPa (45 ± 1 psi) in all modes. Pause or trickle modes designed to flow at less than 1.9 L/min (0.5gpm) at 550kPa (80 psi) shall be excluded from the minimum flow requirements; and Note: The intent of Item(b) is to aid in the selection of an appropriate automatic compensating valve. (c) high-efficiency shower heads and hand-held showers shall be conducted in accordance with Clause		

This report may not be reproduced in part without permission to avoid ambiguous interpretation.

This report can be checked and verified in the following ways.

Tel: 0755-28680489

E-mail: admin@ctnt-cert.com

Web: www.ctnt-cert.com